




















| High impact area (6HIA for health visiting)   | Key performance indicators                                      | Current performance                   | Range (all local authorities) | Trend              |   |
|---|---|---------------------------------------|-------------------------------|--------------------|---|
| Transition to parenthood and the early weeks  | Teenage pregnancy rates   | 22.8 per 1,000 15-17 year olds (2014) | Best: 8.4<br>Worst: 42.4      | Improving          |    |
|   | Smoking in pregnancy  | 10.6% (2015/16)                       | Best: 1.8%<br>Worst: 26.0%    | Improving          |    |
|   | Low birth weight of term babies                                 | 2.9% (2014)                           | Best: 1.6%<br>Worst: 5.8%     | Improving          |    |
|   | Infant mortality  | 3.9 per 1,000 live births (2013-15)   | Best: 2.0<br>Worst: 7.9       | Improving          |    |
| Maternal (perinatal) mental health            | Maternal mental health  | Metric in development                 |                               | Not applicable     |   |
| Breastfeeding                                 | Breastfeeding at 6-8 weeks                                      | 43.2% (2015/16)                       | Best: 76.5%<br>Worst: 18.0%   | Deteriorating      |    |
| Healthy weight                                | Excess weight at 4-5 years                                      | 22.1% (2015/16)                       | Best: 14.3 %<br>Worst: 30.1 % | Improving          |    |
| Managing minor illnesses & reducing accidents | A&E attendance rates, under 5 years                             | 540.5 per 1,000 (2014/15)             | Best: 263.6<br>Worst: 1761.8  | Deteriorating      |   |
|   | Emergency hospital admissions, under 5 years                    | 147.0 per 1,000 (2014/15)             | Best: 62.3<br>Worst: 265.8    | Improving          |  |
|   | Hospital admissions for injuries, under 5 years                 | 137.5 per 10,000 (2014/15)            | Best: 45.0<br>Worst: 292.4    | Improving          |  |
| Health, wellbeing and development             | Tooth decay at 5 years, average number of decayed teeth         | 0.84 per child (2014/15)              | Best: 0.37<br>Worst: 2.46     | Too early to say   |   |
|   | MMR immunisation coverage at 5 years                            | 88.6% (2014/15)                       | Best: 97.5%<br>Worst: 64.0%   | Improving          |  |
|   | Development outcomes at 2- 21/2 years                           | Metric in development                 |                               | Not applicable     |   |
|   | School readiness, good level of development at end of reception | 69.3% (2015/16)                       | Best: 59.7%<br>Best: 78.7%    | Too early to say** |   |

\*\*Not enough data points to calculate a trend, due to methodological changes in 2012

# Young People's indicators

| Key performance indicators                                     | Current performance                                 | Range (all local authorities) | Trend            |   |
|--|---|-------------------------------|------------------|---|
| Child mortality rate (1-17 years)                              | 12.0 per 100,000 aged 1-17 years (2012-2014)        | Best: 5.0<br>Worst: 19.3      | Stable           |    |
| HPV vaccination coverage (one dose) at 12-13 years             | 89.4% (2014/15)                                     | Best: 99.5%<br>Worst: 67.6%   | Too early to say |   |
| GCSEs achieved (5A*-C inc. English and maths)                  | 57.3% (2014/15)                                     | Best: 71.4%<br>Worst: 42.0%   | Too early to say |   |
| 16-18 year olds not in education employment or training        | 4.2% (2015)   | Best: 1.5%<br>Worst: 7.9%     | Improving        |    |
| First time entrants to the youth justice system                | 368.6 per 100,000 10-17 year olds (2015)            | Best: 126.6<br>Worst: 821.9   | Improving        |    |
| Children killed or seriously injured in road traffic accidents | 17.9 per 100,000 under 16 years (2012-2014)         | Best: 5.5<br>Worst: 51.5      | Too early to say |   |
| Excess weight at 10-11 years                                   | 34.2% (2015/16)                                     | Best: 22.9%<br>Worst: 43.4%   | Deteriorating    |    |
| Teenage pregnancy rates  | 22.8 per 1,000 15-17 years (2014)                   | Best: 8.4<br>Worst: 42.4      | Improving        |   |
| Hospital admissions due to alcohol specific conditions         | 36.6 per 100,000 under 18 years (2012/13-2014/15)   | Best: 10.9<br>Worst: 92.9     | Too early to say |   |
| Regular smokers aged 15 years                                  | 5.5% (2014/15)                                      | Best: 1.3%<br>Worst: 11.1%    | Too early to say |   |
| Hospital admissions due to substance misuse                    | 88.8 per 100,000 aged 15-24 years (2012/13-2014/15) | Best: 24.7<br>Worst: 278.2    | Too early to say |   |
| Hospital admissions for injuries, under 15 years               | 109.6 per 10,000 under 15 years (2014/15)           | Best: 61.3<br>Worst: 199.7    | Improving        |  |
| Hospital admissions for injuries, 15-24 years                  | 131.7 per 10,000 15-24 years (2014/15)              | Best: 67.1<br>Worst: 287.1    | Improving        |  |
| Hospital admissions for asthma                                 | 216.1 per 100,000 under 19 years (2014/15)          | Best: 73.4<br>Worst: 553.2    | Stable           |  |
| Hospital admissions for mental health conditions               | 87.4 per 100,000 under 18 years (2014/15)           | Best: 28.5<br>Worst: 226.5    | Improving        |  |
| Hospital admissions as a result of self-harm                   | 398.8 per 100,000 aged 10-24 years (2014/15)        | Best: 105.2<br>Worst: 1388.4  | Too early to say |   |